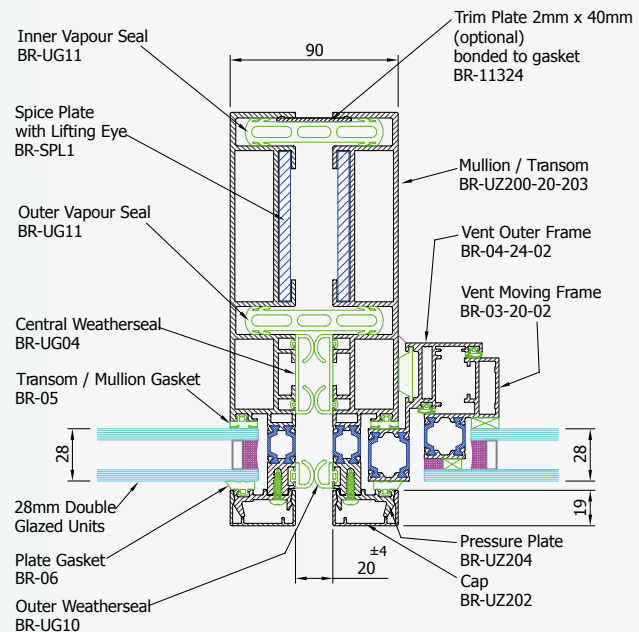



# UN-4-90-CG

## 4 Sided Unitised Fully Capped Curtain Walling System

The system currently offers frames for two types of glazed units, a 28mm thick double glazed fixed light unit, and a 28mm double glazed top hung casement. Fixed double glazing incorporates flush edged double glazing units whilst the top hung windows utilise double glazing units that have stepped edges to enable clean and continuous sight lines whilst providing high levels of performance. All fixed double glazed units MUST be dual sealed with a P.I.B. primary seal and a secondary seal.



### UN-4-90-CG

#### System Performance



- Total frame profile widths only 90mm.
- Profile depths vary according to project requirements, such as 127mm or 161.5mm.



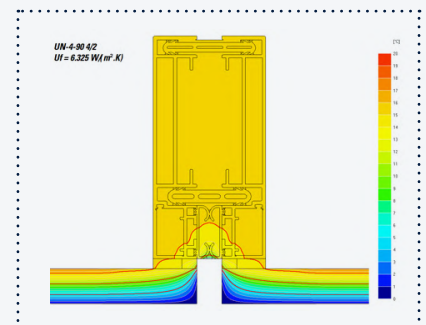
- Designed specifically for the Gulf climatic conditions.
- Designed to perform at windloads in excess of 3.5 kPa.
- Designed to meet the CWCT standards so meets BS:EN, ASTM, AAMA specifications.
- Unitised frames are constructed using 45 degree mitre joints to provide secure weather resistance and high quality appearance.




- Thermal performance can achieve  $U_{cw}$  of 1.6 W/m<sup>2</sup>/K.
- Thermally Broken frameless outward opening vent panels can be incorporated.



- Single or double glazed spandrel panels can be incorporated into the system as can aluminium cladding, stone cladding, etc.
- Cappings can be formed as feature fins or sun shade blades.



Isotherm Diagram



DISCOVER  
MORE ON OUR  
WEBSITE